

This information is for use with the
HALLOWEEN BANNER
project featured on our YouTube channel:



[YouTube.com/ShabbyFabrics](https://www.youtube.com/ShabbyFabrics)

Front fabric

(1) 8 $\frac{1}{4}$ " × 20"

Back fabric

(1) 8 $\frac{1}{4}$ " × 20"

Heat N Bond

(1) 8 $\frac{1}{4}$ " × 20"

Ghost Body

(2) 10" × 10"

Ghost Bow

(1) $\frac{1}{2}$ " × 13"

Small Monogram Letters


(Tracing Diagram included on following pages)

ShabbyFabrics[®].com


© 2015 Jennifer Bosworth
ShabbyFabrics.com

No part of this pattern may be digitized or reproduced in any form
(including scanning for laser cutting or any other purposes) unless given express written consent by Shabby Fabrics.
All designs, photographs, and images are protected by federal copyright law. All rights reserved.

Tracing Diagram
Reversed for
Fusible Appliqué



**SMALL
MONOGRAM
LETTERS**



SMALL
MONOGRAM
LETTERS

G

F


Tracing Diagram
Reversed for
Fusible Appliqué

E

H

Tracing Diagram
Reversed for
Fusible Appliqué

SMALL
MONOGRAM
LETTERS



SMALL
MONOGRAM
LETTERS


o

Tracing Diagram
Reversed for
Fusible Appliqué

m

p

n



SMALL
MONOGRAM
LETTERS

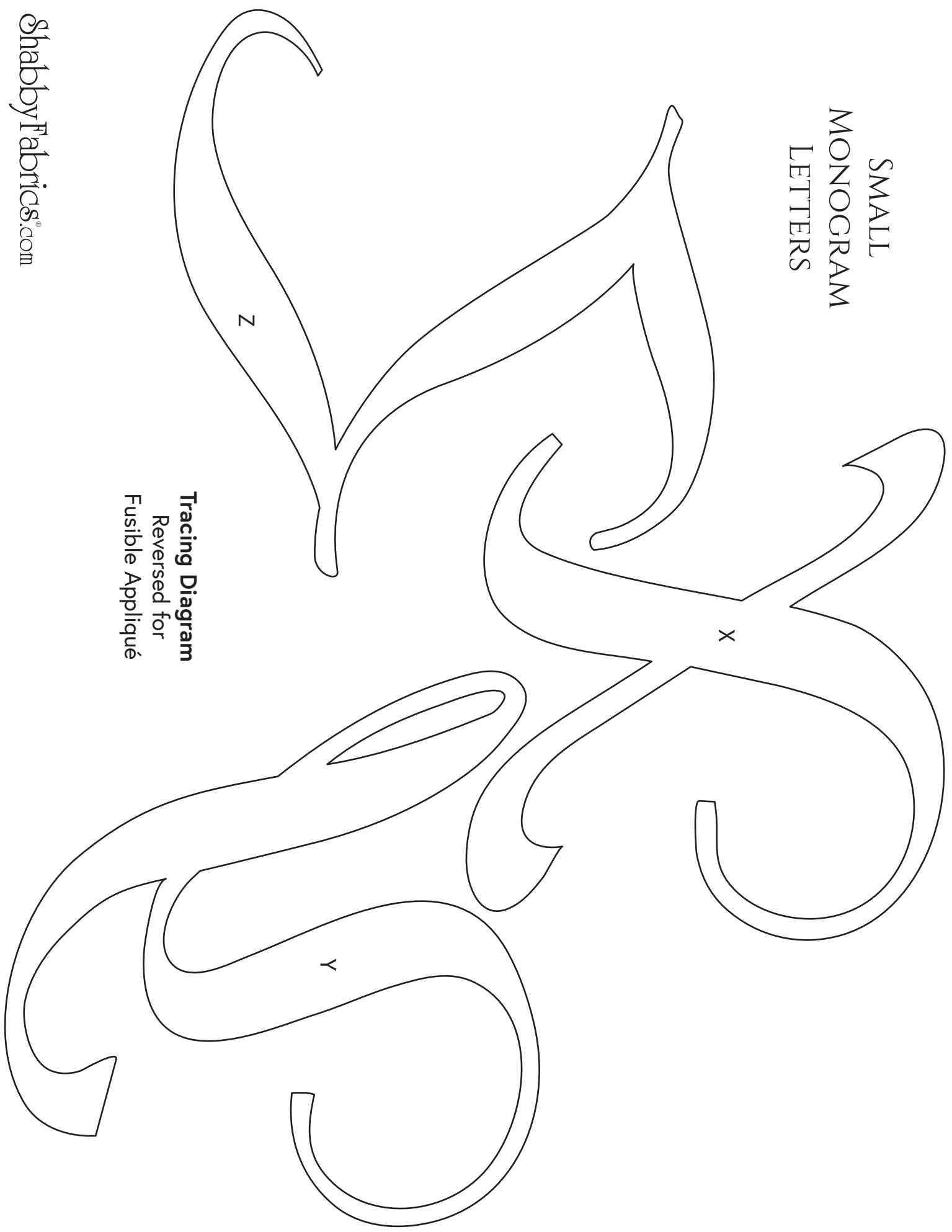
Tracing Diagram
Reversed for
Fusible Appliqué



SMALL
MONOGRAM
LETTERS

Tracing Diagram
Reversed for
Fusible Appliqué

SMALL
MONOGRAM
LETTERS



Tracing Diagram
Reversed for
Fusible Appliqué