







Finished size: 12" x 12"

WELCOME!

Let's get started! This is a Pinwheel Pine Block, made from our green fabrics.

REQUIRED MATERIALS

Items required to complete this block:

-  • (1) 7" x 15" of **green 1** fabric
-  • (1) 6" x 10½" of **green 2** fabric
-  • (1) 6" x 7" of **green 3** fabric
-  • (1) 3" x 21" of **green 4** fabric
-  • (1) 3" x 21" of **brown** fabric
-  • (1) 8" x 21" **cream** fabric


For use with the
LEARN TO QUILT
Intermediate Block 5
 video featured on our YouTube channel:




[YouTube.com/Shabby Fabrics](https://www.youtube.com/ShabbyFabrics)

CUT FABRICS


From **green 1** fabric, cut:

- (3) 4¼" x 4¼" squares
 Cut in half - twice - on the diagonal 

From **green 2** fabric, cut:

- (2) 4¼" x 4¼" squares
 Cut in half - twice - on the diagonal 

From **green 3** fabric, cut:

- (1) 4¼" x 4¼" square
 Cut in half - twice - on the diagonal 



From **green 4** fabric, cut:

- Use templates to cut shapes (*see page 3*)
 (1) Template D
 (1) Template F

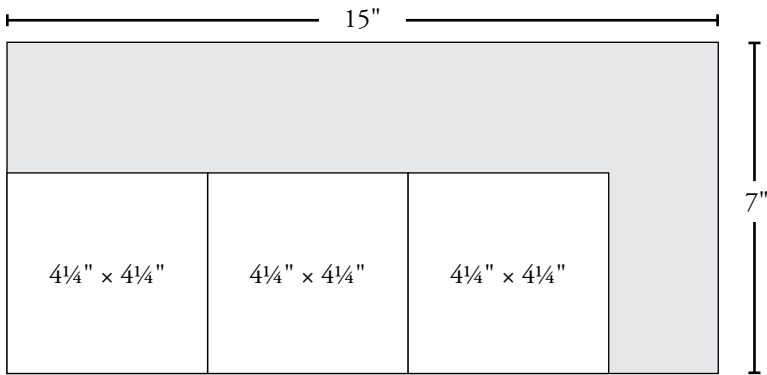
From **brown** fabric, cut:

- Use templates to cut shapes (*see page 3*)
 (1) Template B
 (1) Template E

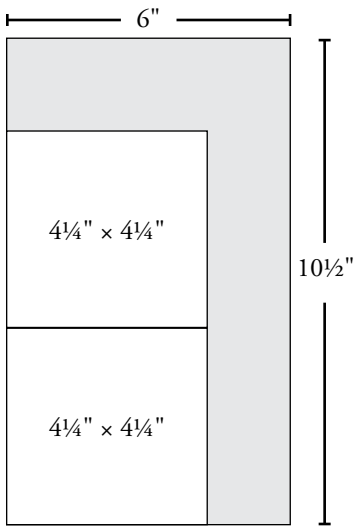
From **cream** fabric, cut:

- (1) 6⅞" x 6⅞" square
 Cut in half - once - on the diagonal 
- (1) 4⅜" x 4⅜" square
 Cut in half - once - on the diagonal 
- Use templates to cut shapes (*see page 3*)
 (1) Template A
 (1) Template C

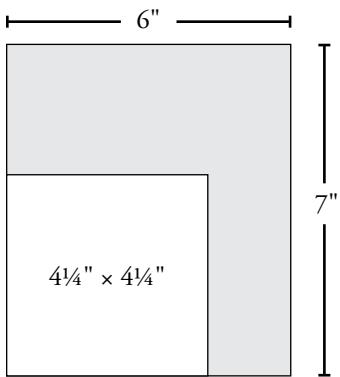
See cutting guides on next page ►



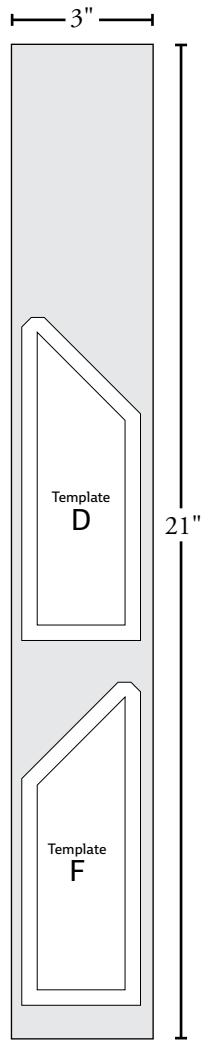
Green 1



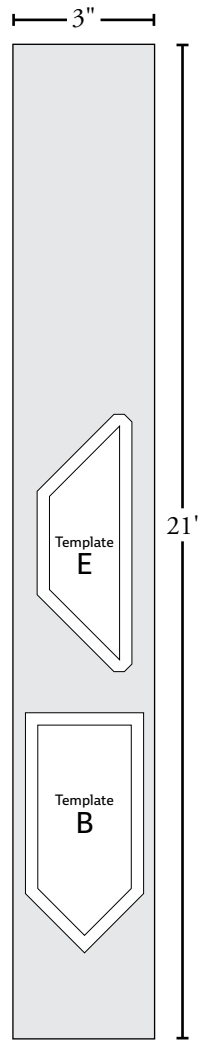
Green 2



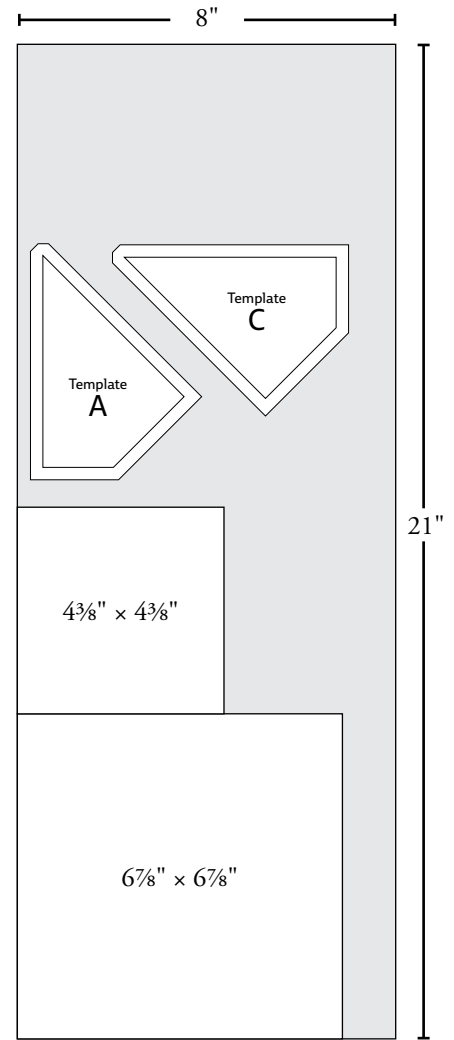
Green 3



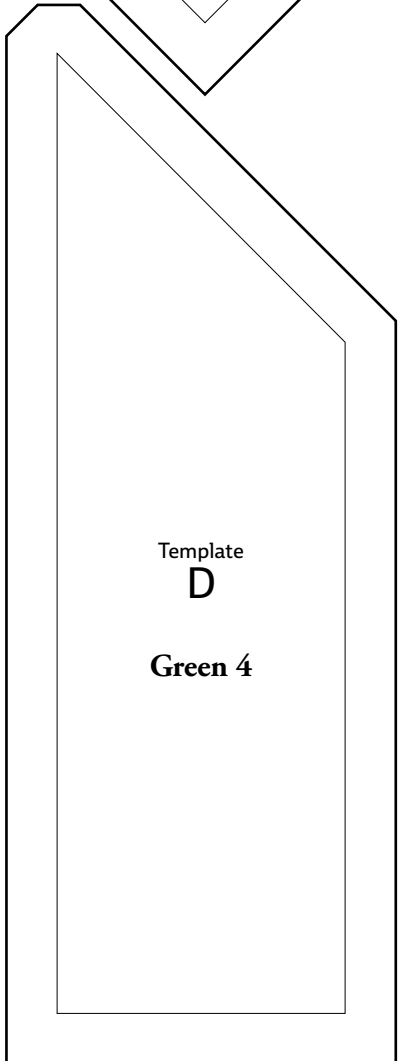
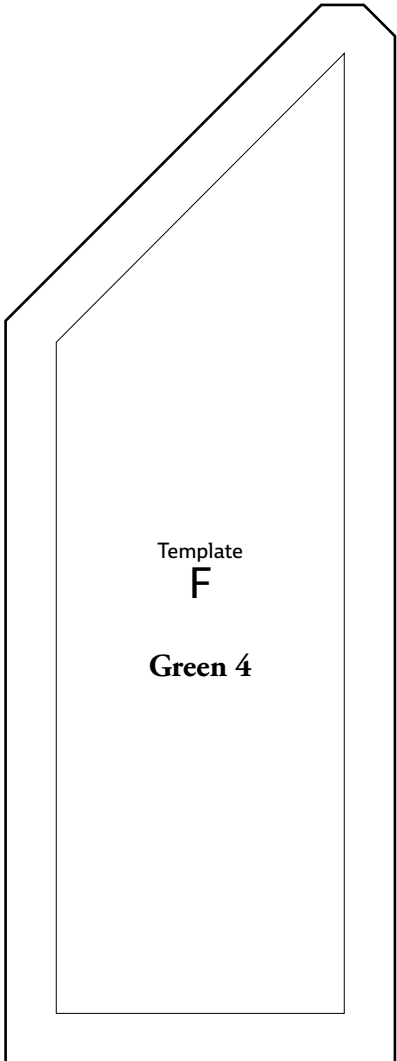
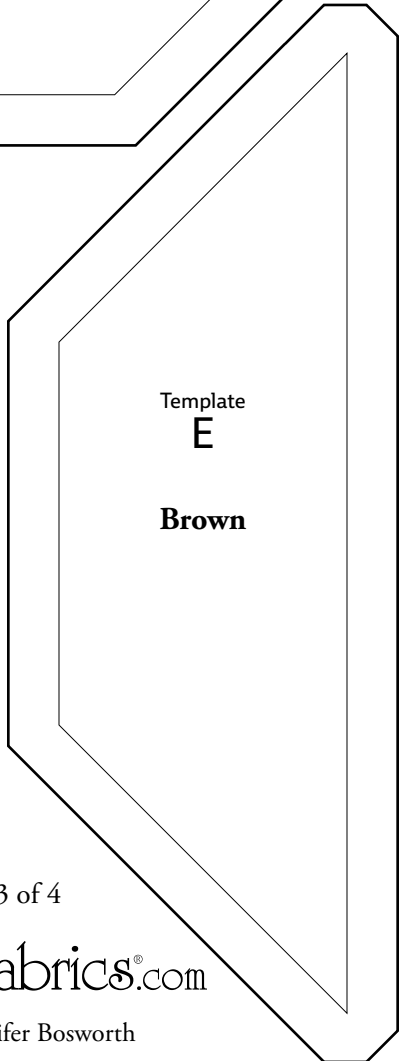

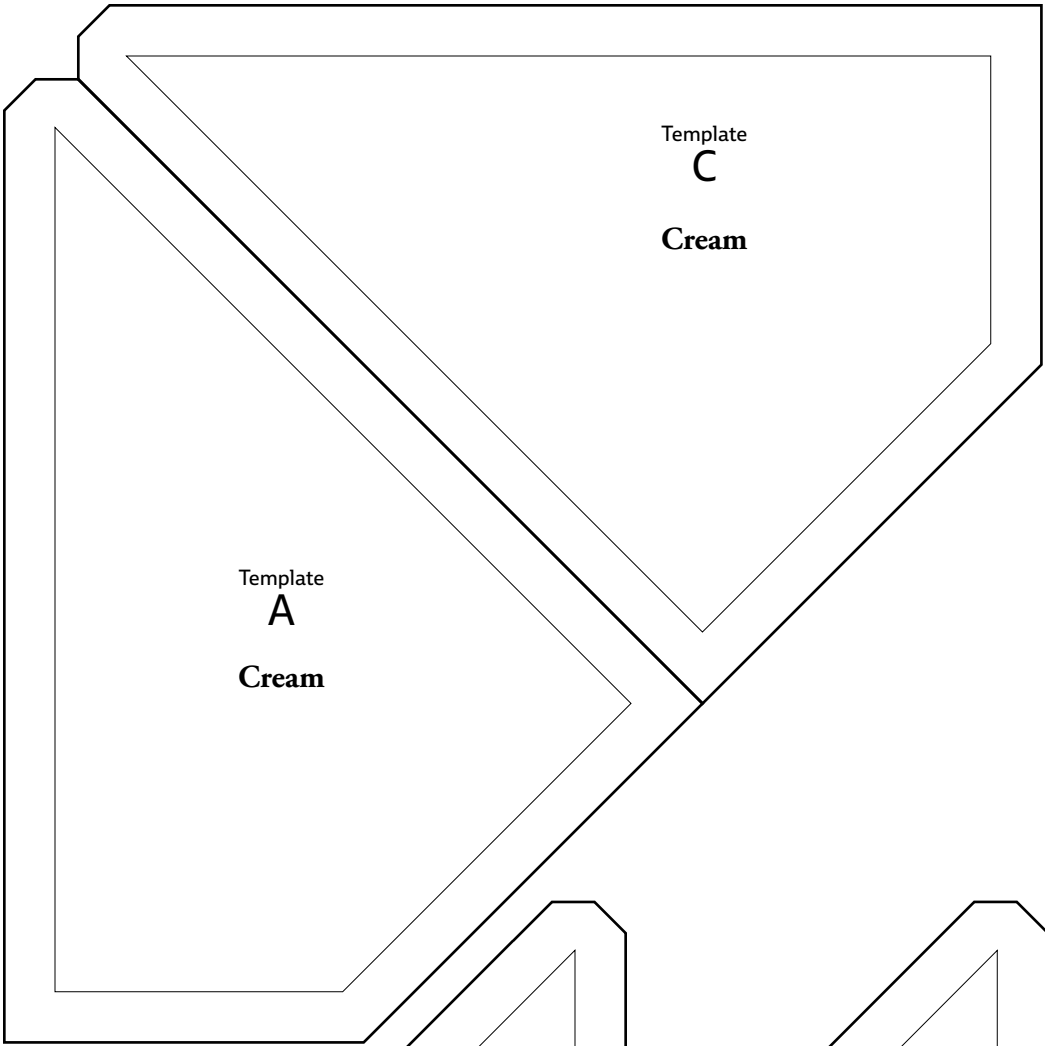
Green 4

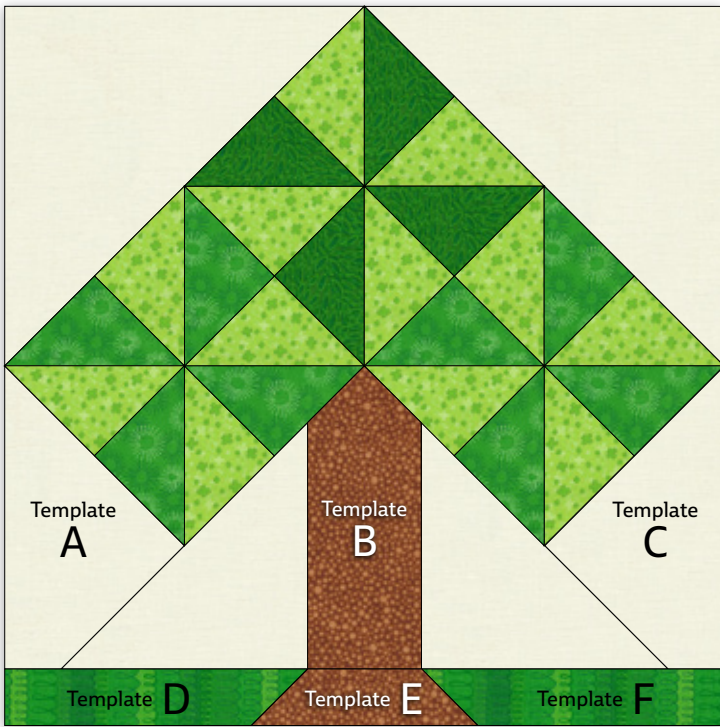


Brown



Cream





Refer to the video to assemble the block.
Block should measure 12½" × 12½" square



Refer to this image for pressing directions

Subscribe to our
YouTube channel so you
don't miss a single video!

LEARN TO
QUILT

Intermediate Quilt

Kits for this project are available at ShabbyFabrics.com and
include a FREE Bonus Project - a \$39 value!

Be sure to *subscribe* to our e-newsletter so you never
miss the latest at ShabbyFabrics.com!