

This diagram is for use with the

NAUTICAL 
NURSERY 

MOBILE

project featured on our YouTube channel:

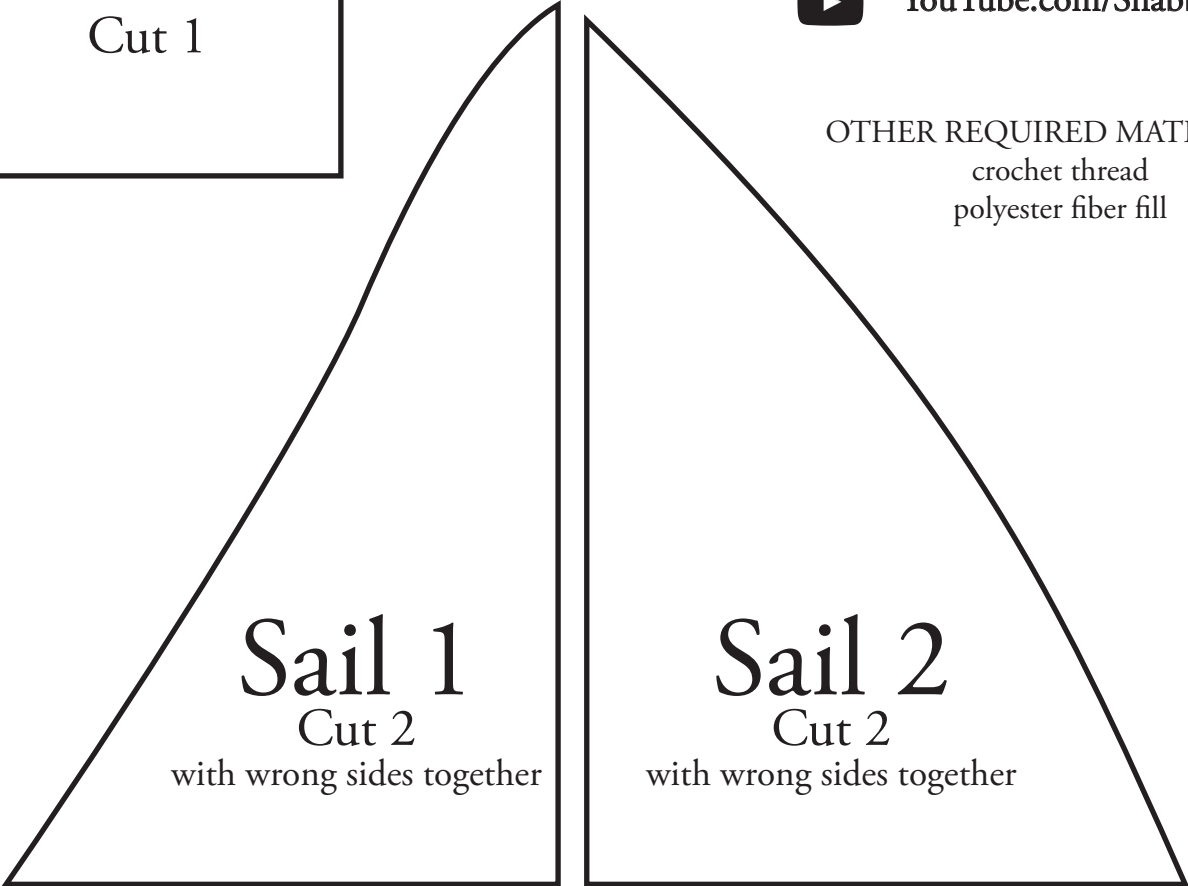


[YouTube.com/ShabbyFabrics](https://www.youtube.com/ShabbyFabrics)

OTHER REQUIRED MATERIALS:

crochet thread

polyester fiber fill



ShabbyFabrics.com

© 2015 Jennifer Bosworth
ShabbyFabrics.com

No part of this pattern may be digitized or reproduced in any form unless given express written consent by Shabby Fabrics. All designs, photographs, and images are protected by federal copyright law. All rights reserved.

This diagram is for use with the

NAUTICAL 
NURSERY 

STUFFED SAILBOAT

project featured on our YouTube channel:



[YouTube.com/ShabbyFabrics](https://www.youtube.com/ShabbyFabrics)

Sail 2
Cut 2

with wrong sides together

Sail 1

Cut 2

with wrong sides together

ShabbyFabrics.com

© 2015 Jennifer Bosworth
ShabbyFabrics.com

No part of this pattern may be digitized or reproduced in any form unless given express written consent by Shabby Fabrics. All designs, photographs, and images are protected by federal copyright law. All rights reserved.

This diagram is for use with the




NAUTICAL NURSERY

STUFFED SAILBOAT

project featured on our YouTube channel:



[YouTube.com/ShabbyFabrics](https://www.youtube.com/ShabbyFabrics)



ShabbyFabrics.com

© 2015 Jennifer Bosworth
ShabbyFabrics.com