

1	
2	
3	
4	
5	
6	
7	
8	
9	
10	
11	
12	
13	
14	
15	
16	

15

16

17


18

19

20

21

22



## REQUIRED MATERIALS

- 1 Jelly Roll or (31) 2½" × WOF strips
- 25 yard roll of Bosal Katahdin 2½" cotton batting strips
- coordinating cotton thread (50wt)

## RECOMMENDED


- Schmetz Chrome Jeans/Denim Needles - Size 100/16
- Clover Wonder Clips® - Assorted Colors 50ct
- Clover® Bordeaux Ultimate Shears 200
- FriXion® pen

All materials available at

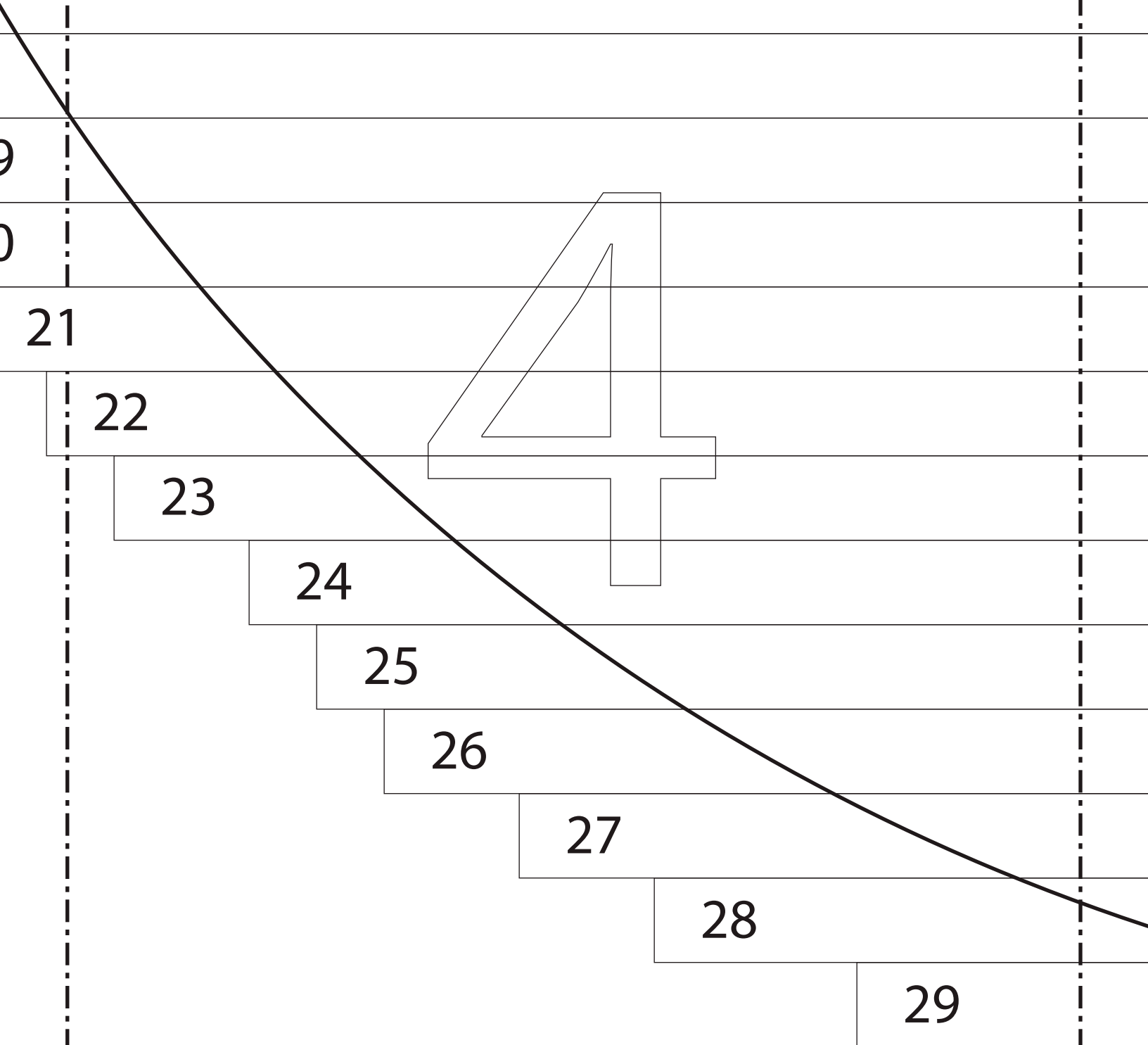
ShabbyFabrics.com

This diagram is for use with the  
**SLICE RUG**  
project featured on our YouTube channel:

 [YouTube.com/ShabbyFabrics](https://www.youtube.com/ShabbyFabrics)



**Layout Diagram**



33"

ShabbyFabrics.com  
© 2019 Shabby Fabrics

33"


For personal use ONLY, not for commercial production.  
No part of this pattern may be digitized or reproduced in any  
form unless given express written consent by Shabby Fabrics.

33"

All designs, photographs, and images are protected by federal  
copyright law. All rights reserved.

33"

33"



33"

33"

33"

33"

33"

32"

32"

32"

31"

31"

31"

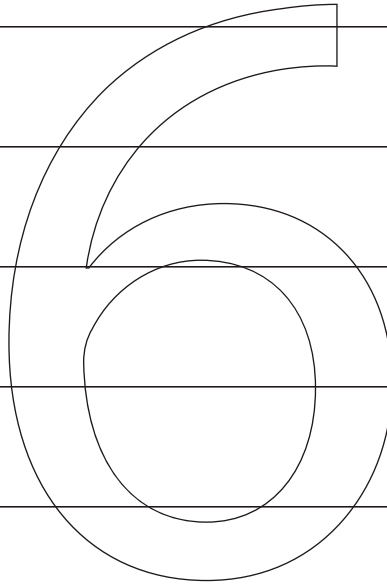
31"

31"

30"

29"

28"



28"

27"

26"

25"

23"

22"

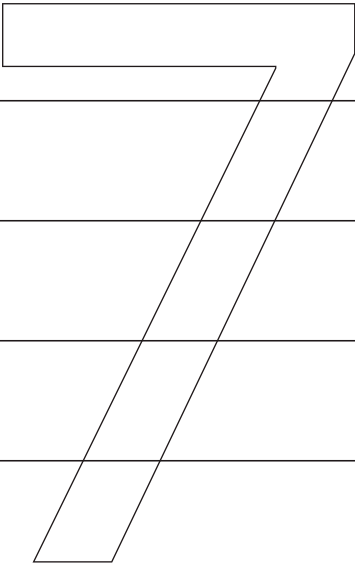
21"

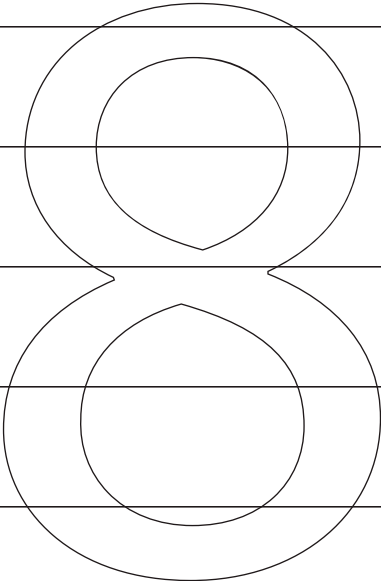
19"

17"

14"

**KITS**  
with full-size diagrams  
available at  
[ShabbyFabrics.com](http://ShabbyFabrics.com)





26

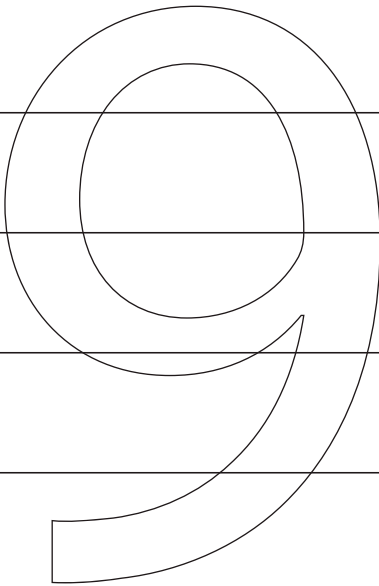
27

28

29



	1
	2
	3
	4
	5
	6
	7
	8
	9
	10
	11
	12
	13
	14
	15
	16



15

page 10 of 10

16

17

18

19

20

21

22

23

24

25

26

10