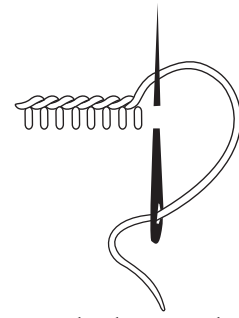
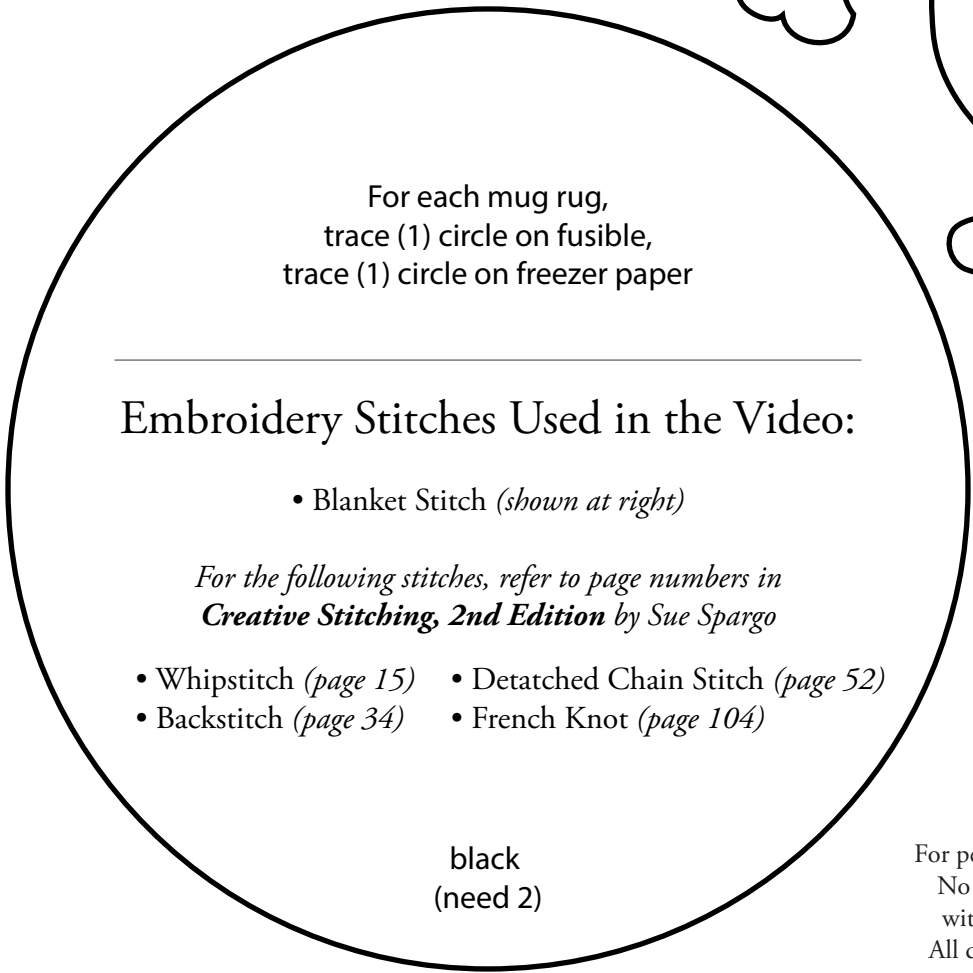
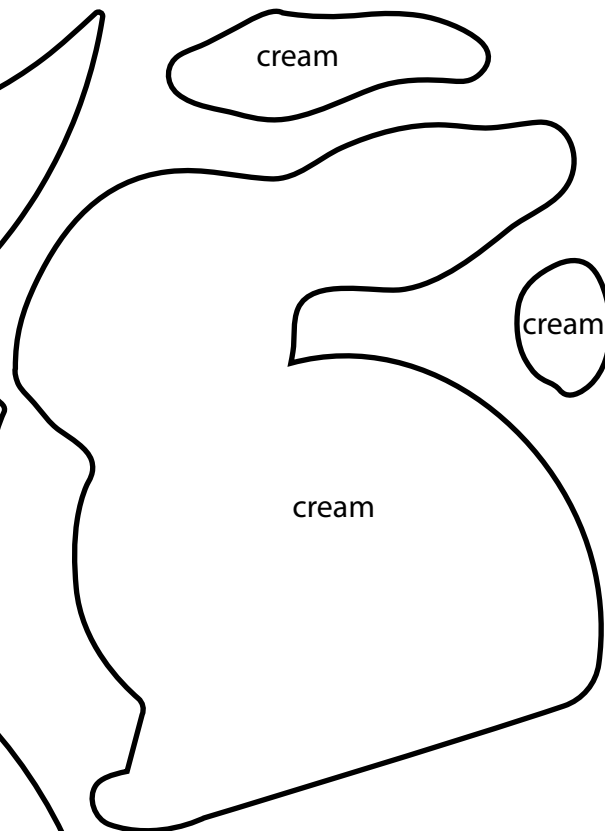
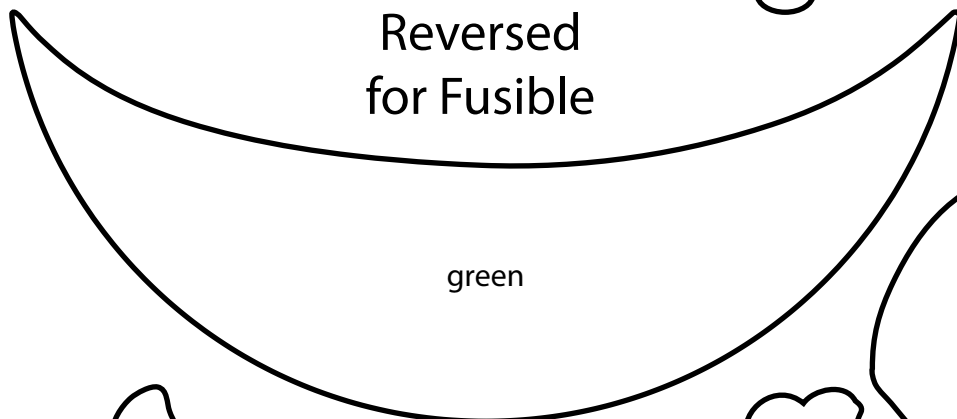
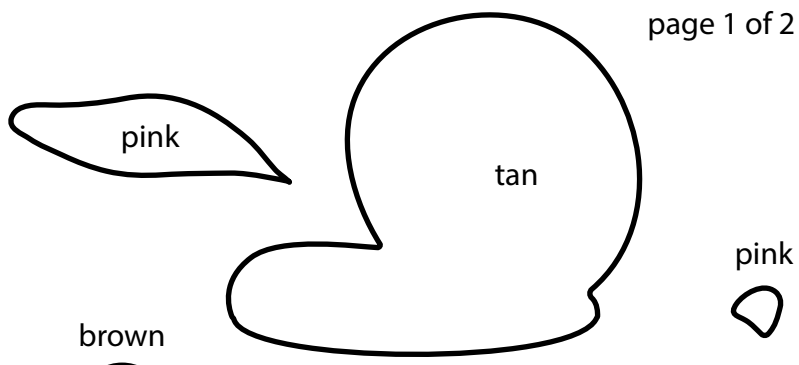


# WOOLLY MUG RUG

## BUNNY - APRIL

project featured on our YouTube channel:

 [YouTube.com/ShabbyFabrics](https://www.youtube.com/ShabbyFabrics)



Blanket Stitch


ShabbyFabrics.com  
© 2018 Shabby Fabrics

For personal use ONLY, not for commercial production.  
No part of this pattern may be used for laser cutting  
without express written consent by Shabby Fabrics.  
All designs, photographs, and images are protected by  
federal copyright law. All rights reserved.

This diagram is for use with the  
**WOOLY MUG RUG**  
BUNNY - APRIL  
project featured on our YouTube channel:

 [YouTube.com/ShabbyFabrics](https://www.youtube.com/ShabbyFabrics)

**KITS**  
available at  
[ShabbyFabrics.com](https://www.ShabbyFabrics.com)



## Layout Diagram

Dashed lines indicate where one piece lies behind another piece.  
Numbers indicate the order in which the pieces should be placed.

*ShabbyFabrics*.com

© 2018 Shabby Fabrics

For personal use ONLY, not for commercial production.  
No part of this pattern may be used for laser cutting without express written consent by Shabby Fabrics.  
All designs, photographs, and images are protected by federal copyright law. All rights reserved.